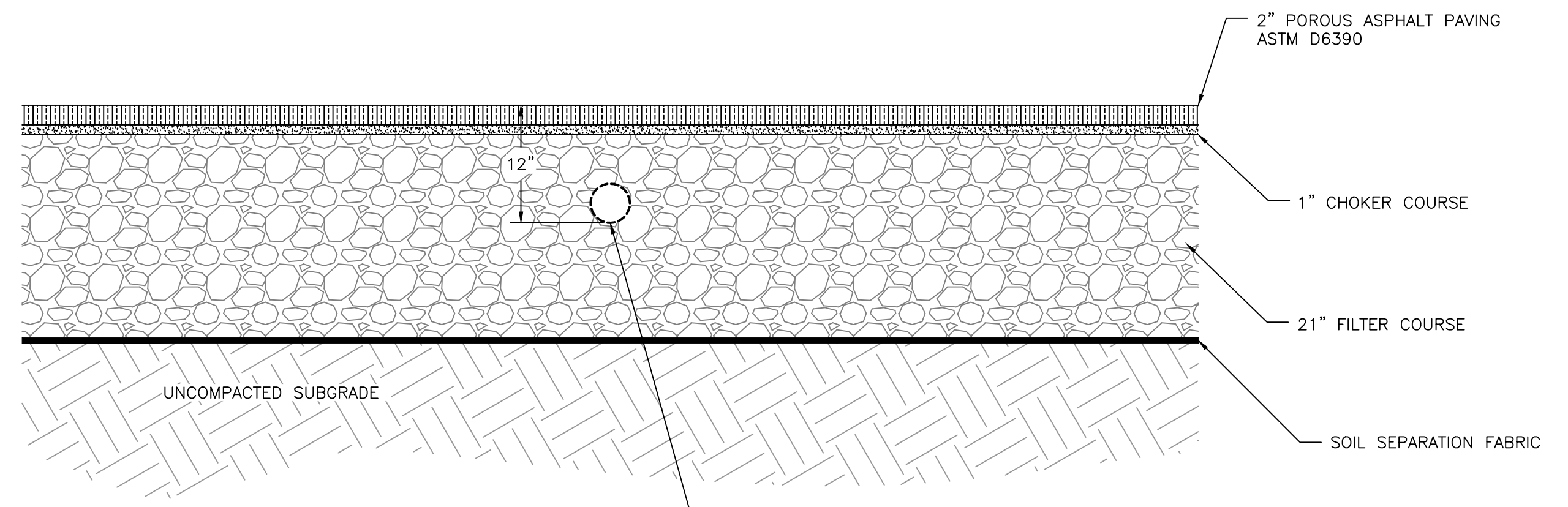
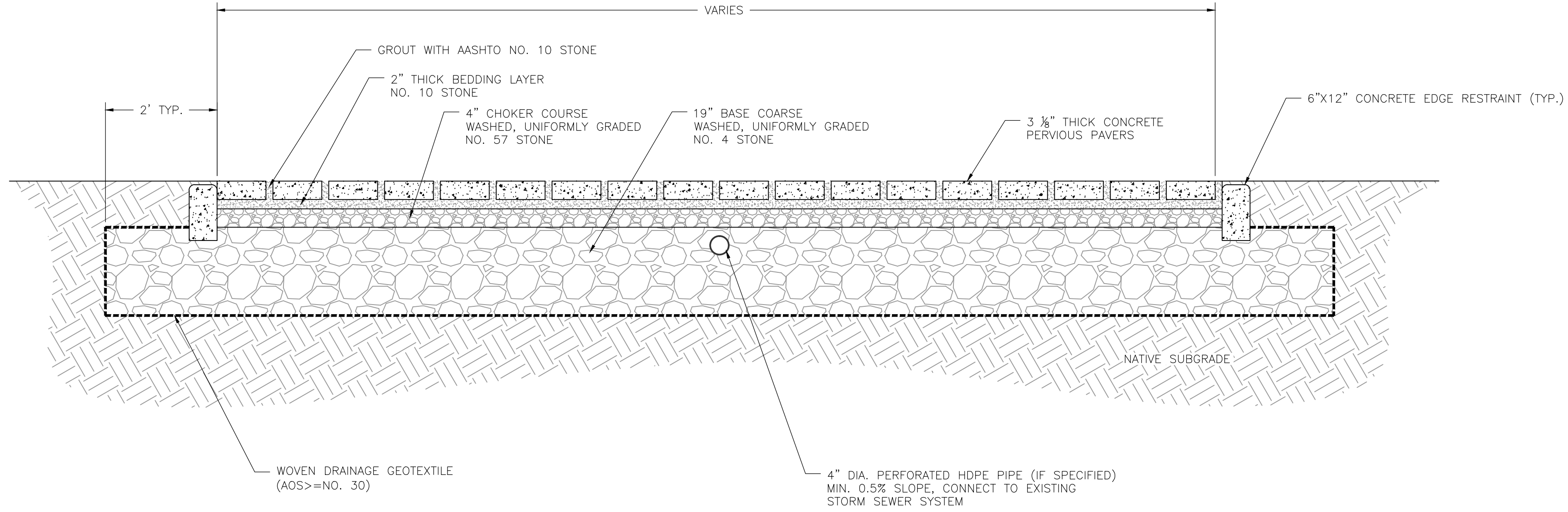


- NOTES:
1. PERVIOUS CONCRETE MUST BE SUPPLIED AND INSTALLED BY NRMCA CERTIFIED PRODUCERS AND CONTRACTORS.
  2. JOINT TO BE CUT IN FRESH PAVEMENT WITH A PERVIOUS CONCRETE JOINT TOOL ONLY.
  3. PERVIOUS CONCRETE MUST BE COVERED WITH 6 MIL. PLASTIC, SECURELY FASTENED, FOR SEVEN (7) DAYS.
  4. EXPANSION JOINTS TO BE PLACED EVERY THIRD JOINT OR 20 FEET (WHICHEVER IS LESS) AND AT EACH DRIVEWAY CUT AS PER THE DETAIL AND SPECIFICATIONS. A FULL-DEPTH SAWCUT CAN BE USED IN LIEU OF EXPANSION JOINTS.

7.1 PERVIOUS CONCRETE CROSS SECTION  
DT-7 N.T.S.

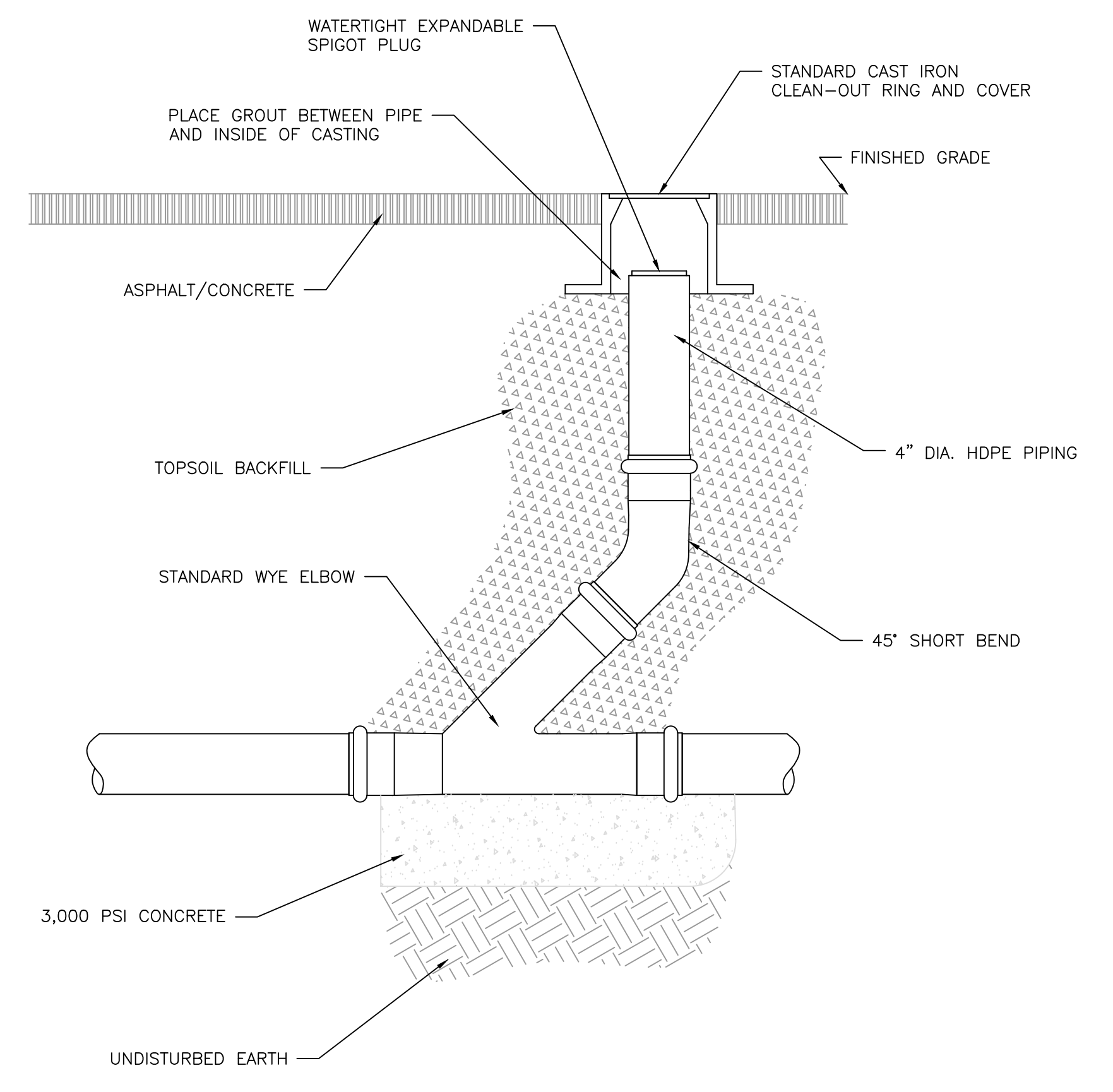
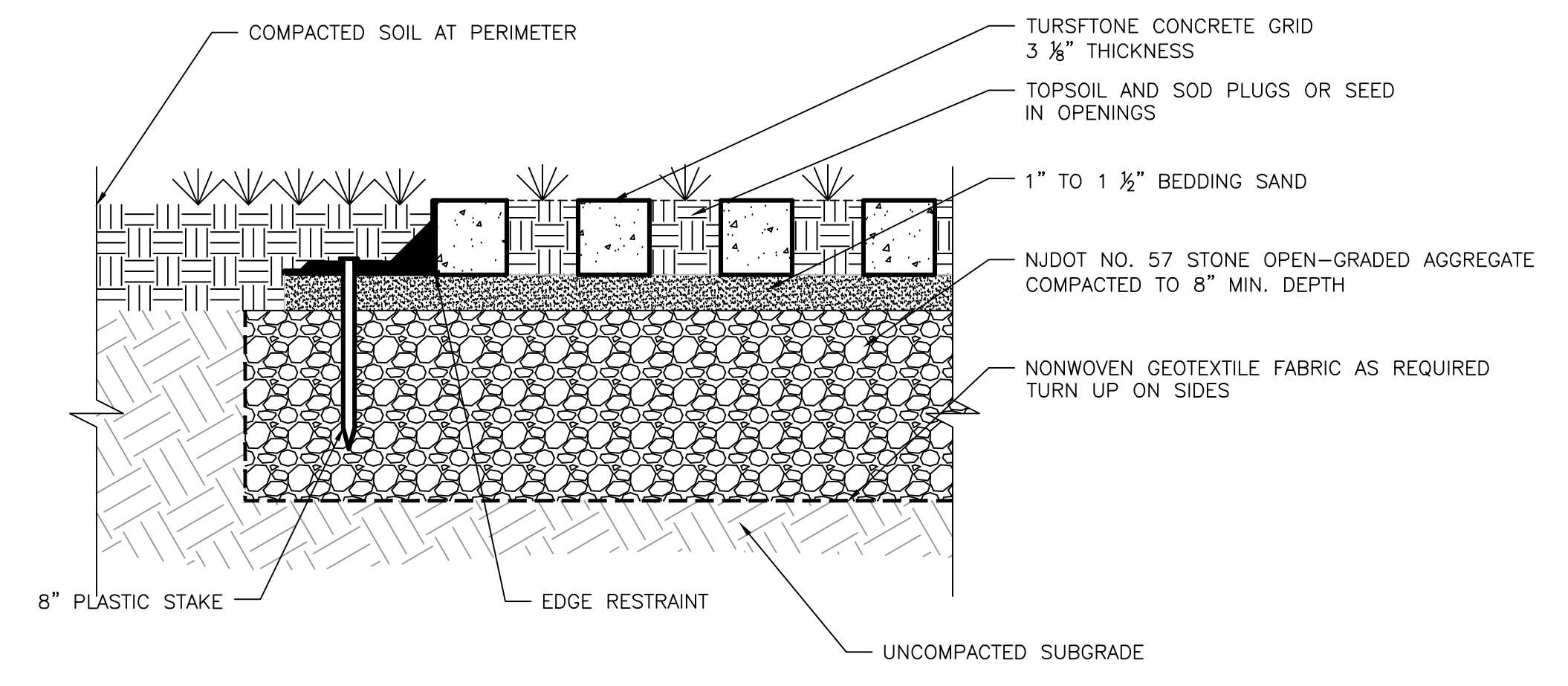


7.2 POROUS ASPHALT CROSS SECTION  
DT-7 N.T.S.



7.3 INTERLOCKING PAVERS CROSS SECTION  
DT-7 N.T.S.

7.4 GRASS PAVERS CROSS SECTION  
DT-7 N.T.S.



7.5 PERMEABLE PAVEMENTS CLEANOUT  
DT-7 N.T.S.

PROFESSIONAL ENGINEER		DATE	XXXXXX
CHECKED		DATE	XXXXXX
DRAWN		DATE	XXXXXX
APPROVED		DATE	XXXXXX
REVISIONS			
No.	DATE	DESCRIPTION	
[PROJECT SITE NAME] [PROJECT NAME] [ADDRESS, CITY] [COUNTY NAME] COUNTY, NJ			
PERMEABLE PAVEMENT DETAILS			
SHEET #			
DT-7.0			



ASPHALT AND SUB-BASE MATERIALS				
PROPOSED ELEVATION	LAYER	DEPTH	PROPERTIES	STONE
100.00	POROUS ASPHALT	0'-2"	SEE SPECIFICATIONS	-
99.83	CHOKER COURSE	0'-3"	SAND	BC SAND
99.75	FILTER COURSE	2'-0"	WASHED CRUSHED STONE	AASHTO No. 57
98.00	SOIL SEPARATION FABRIC	2'-0"	NON-WOVEN GEOTEXTILE	-

7.6 POROUS ASPHALT MATERIALS TABLE  
DT-7

TABLE 901.03-1 STANDARD SIZES OF COARSE AGGREGATE																
		AMOUNTS FINER THAN EACH LABORATORY SIEVE, % BY WEIGHT														
No.	NOMINAL SIZE	4"	3 1/2"	3"	2 1/2"	2"	1 1/2"	1"	3/4"	1/2"	3/8"	No. 4	No. 8	No. 16	No. 50	No. 100
1	3 1/2" - 1 1/2"	100	90-100		25-60		0-15		0-5							
2	2 1/2" - 1 1/2"			100	90-100	35-70	0-15		0-5							
3	2" - 1"			100	90-100	35-70	0-15		0-5							
4	1 1/2" - 3/4"				100	90-100	20-55	0-15		0-5						
5	1" - 1/2"					100	90-100	20-55	0-10	0-5						
57	1"-No. 4					100	95-100		25-60			0-10	0-5			
67	3/4" - No. 4					100	90-100		20-55	0-10	0-5					
7	1/2" - No. 4					100	90-100	40-70	0-15	0-5						
8	3/8" - No. 8					100	85-100	10-30	0-10	0-5						
9	No. 4 - No. 16					100	85-100	10-40	0-10	0-5						
10	No. 4 - No. 200					100	85-100									10-30

7.7 NJDOT STANDARD SPECIFICATIONS FOR AGGREGATE  
DT-7

PROFESSIONAL ENGINEER  
DATE XXXXXX  
APPROVED  
DATE XXXXXX  
DRAWN  
CHECKED  
COO

REVISIONS	DESCRIPTION
No.	DATE

[PROJECT SITE NAME]  
[PROJECT NAME]  
[ADDRESS, CITY]  
[COUNTY NAME] COUNTY, NJ  
**PERMEABLE PAVEMENT DETAILS**

